


Power It 19" Server Rack - PISR600 Series



Product Information

Power It is a vendor rack and highly versatile 19" cabinet which provides quality solutions for a wide variety of IT and Data Center applications.

Features

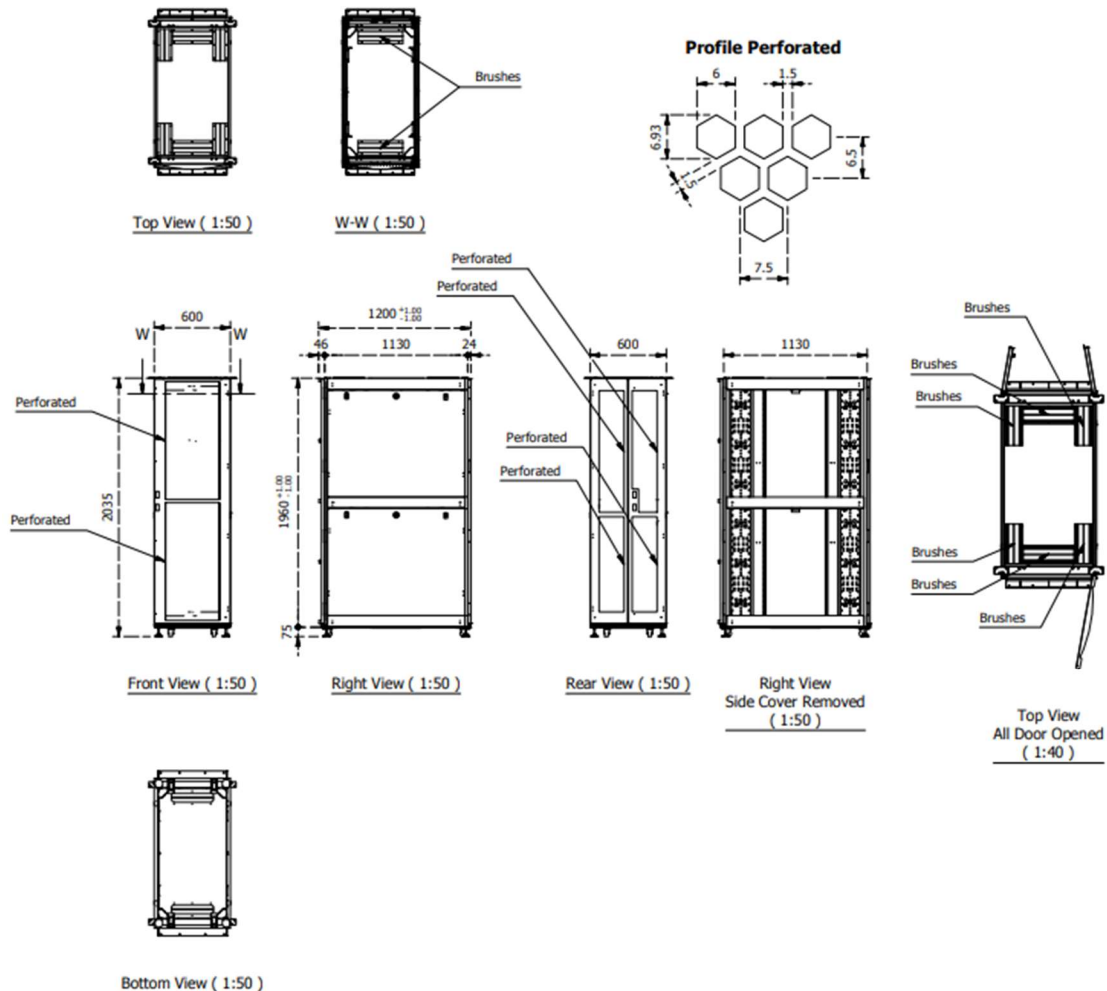
- Rack server meets all requirements toward PCI DSS compliance.
- Massive front to rear ventilation capacity that meets or exceeds server manufacturer requirement, Contoured high density perforated door exceeds 75% open area.
- Depth adjustable 19" vertical mounting rails in 25 mm between holes.
- This enclosure is also compatible with hot-aisle/cold-aisle configurations.
- Welded frame increases the intensity of the rack.
- With its locking, reversible, removable front and rear doors, and locking, removable side panels, Rack server provides ultimate equipment safety.
- Available Unique Key for each compartment and Common Key.
- The side panels are half size for ease of removal and reinstallation.
- The split rear door design allows the enclosure to be placed closer to a wall.
- All components of rack server are grounded to the enclosure frame, front and rear threaded grounding points are provided for connection to the facility earth ground.
- The removable front and rear doors feature quick-release ground wires.



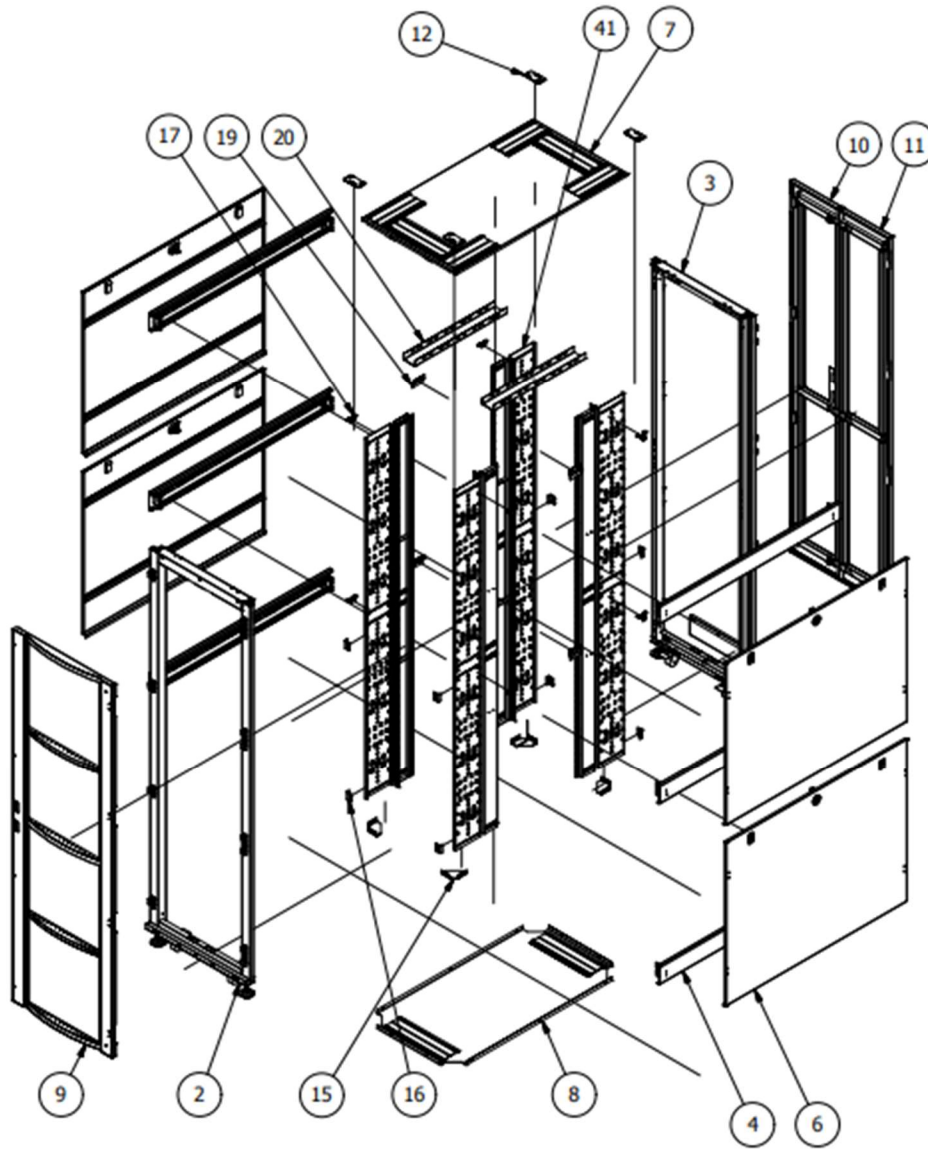
Technical Specifications

Specifications	Server Rack				Network Rack				
	42U	45U	47U	52U	42U	45U	47U	52U	
Part Number	PISR4201xx	PISR4501xx	PISR4701xx	PISR5201xx	PISR4202xx	PISR4502xx	PISR4702xx	PISR5202xx	
Height (mm)	W/O Casters	1960	2095	2185	2405	1960	2095	2185	2405
	With Casters	2035	2170	2260	2480	2035	2170	2260	2480
Width (mm)	600				800				
Depth (mm) - xx	01 = 600; 02 = 800; 03 = 900; 04 = 1000; 05 = 1100; 06 = 1200								
Material	Premium grade Cold rolled steel sheet (Spcc)								
Thickness	1 ~ 2 mm								
Static Load Test	1500 Kg Test Method SNI 12-0908-2007								
weight (approx)	160 ~ 300 Kg								
Pretreatment Process	Five stage iron-phosphate pretreatment, tested to 480 hours salt spray According to ASTM B117; ASTM D 1654								
Painting of all parts	Powder coated (Black Sandy, Black Textured)								
IP degree of protection	IP20 conforming IEC 60529								
IK degree of protection	IK10 conforming IEC 62262								
Cable Entry	Top and Bottom (Removable top & bottom panel)								
Movement of Rack	Use Caster 2 inch with nylon material, all caster include break system								
Rack Stay	Use Levelling Feet, M12x50								

Construction Drawing



Exploded View



PART LIST			
2	assy weld frame front	1	SPCC 1.5 mm
3	assy weld frame rear	1	SPCC 1.5 mm
4	weld horz beam	6	SPCC 1.5 mm
5	sw frame ru	4	SPCC 1.5 mm
6	assy side cover	4	SPCC 1.5 mm
7	assy top cover	1	SPCC 1.5 mm
8	assy bottom cover	1	SPCC 1.5 mm
9	assy front door	1	SPCC 1 mm
10	assy right rear door	1	SPCC 1 mm
11	assy left rear door	1	SPCC 1 mm
12	sw jointing rack_v1	4	SPCC 1.5 mm
13	sw seismic_v1	2	SPCC 1.5 mm
15	corner bracket	4	SPCC 1.5 mm
16	stopper sc 1	8	SPCC 1.5 mm
17	stopper sl v2	8	SPCC 1.5 mm
19	stopper qt v1	4	SPCC 1.5 mm
20	horz cable manager_v1	2	SPCC 1 mm
41	vertical cable manager v3	4	SPCC 1 mm